



Mahjong for Nokia 9200 Series Communicator

Version 1.00

Quick Player Guide



1 Features

Mahjong for Nokia 9200 series Communicator is a very realistic game simulating the classic and popular Chinese tile game Mah Jong in Asia especially in Hong Kong, Taiwan, Mainland China, Japan, etc.

Mahjong is also a very good starting tool for foreigner to learn how to play Mah Jong.

Also,

- support languages of English, Chinese and Japanese even on English Communicator
- playing rules conform to Cantonese style
- realistic human speaking sound effects
- animated computer players
- changeable computer players based on difficulty

1.1 Reference book for foreign users

Mah Jong is a Chinese tile game, we are not intended to teach users how to play this game, but we recommend some books to foreign users to learn rules of the game:

- The Book of Mah jong: An Illustrated Guide – by Amy Lo
ISBN: 0804833028
- Teach Yourself Mahjong - by David Pritchard
ISBN: 0658021478

2 System Requirements

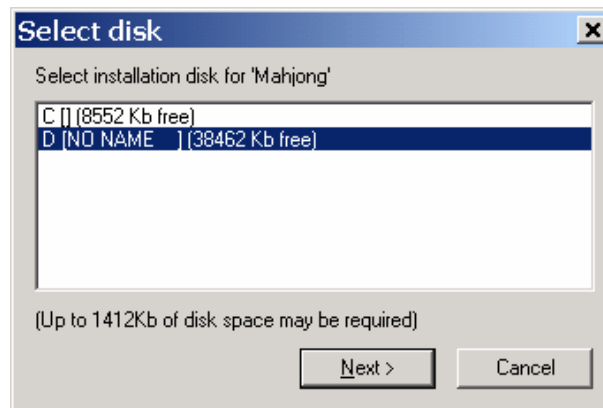
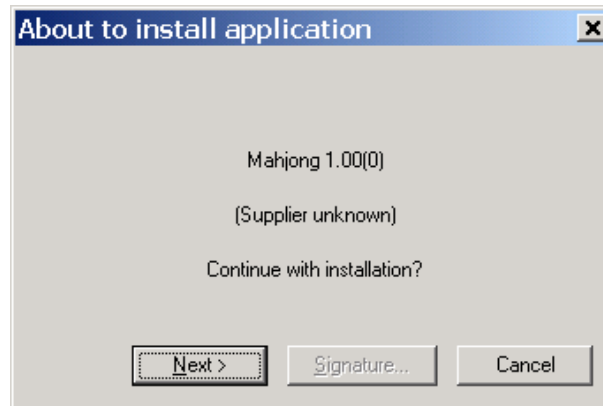
- Nokia 9200 series Communicator, 80k storage, minimum 350k free memory to run
- A PC desktop with Nokia 9200 series PC Suite installed
- Connection cable/IR between your PC and the Nokia 9200 series

3 Installation

- a) Make sure you connect the Nokia Communicator to the PC using connection cable/IR
- b) Run the file **MAHJONG100ENG.SIS** and it will be automatically installed to your Nokia Communicator



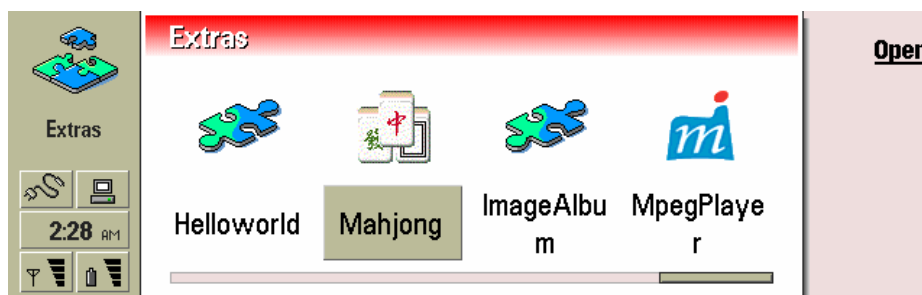
When the screen shows as above, just press 'Install anyway' button to continue the installation.



You can choose to install **Mahjong** in the main memory or the MMC storage card



- c) Press the Extra button and run **Mahjong**
- d) If it is the first time to run the **Mahjong** program, registration code is required.



Note:

Your registration code is generated based on the IMEI (a unique serial number on the GSM phone) on your 9200 series Communicator. You have to supply the IMEI to m-internet to generate the registration code. Pressing ***#06#** on your phone keypad the IMEI will be shown, then send email to support@m-internet.com for assistance. Make sure you can install each copy in one machine only!!

4 Playing Mahjong

4.1 Starting Game

When you start **Mahjong**, you can choose Chinese, English or Japanese during playing game, all sounds, text shown will be in your specified language. You can also show Chinese and Japanese if you have the English Communicator 9210 or 9210i.



Then choose your preferred difficulty level and sound on/off:





4.2 Aim of the game

You have \$10,000 as your score and you have to win against your opponent until she loses all scores.

When you win your opponent, the difficulty increased and there are 14 opponents in total to challenge you!!



Legend:

- A – Opponent score and position (East/South/West/North)
- B – Your score and position (East/South/West/North)
- C – Number of tiles left
- D – Wind (East/South/West/North)

4.3 Keys used during the game

4.3.1 Common keys

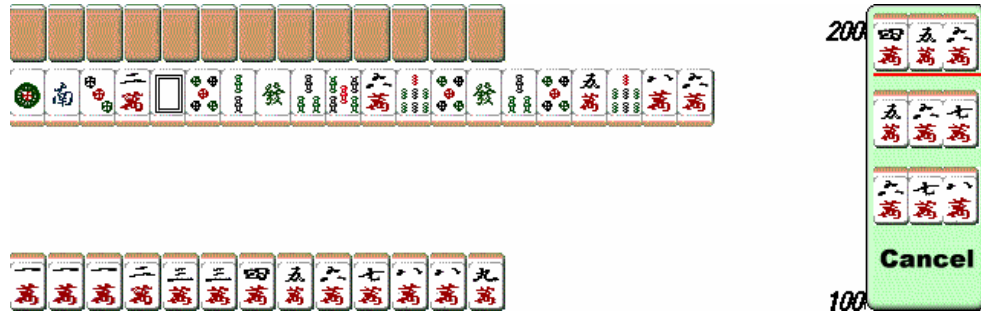
SPACE

- Taking out tile when you draw tile
- Kong/Chow/Win when your opponent take out tile
- Selection of which set of tiles to be Kong/Chow when more than one choices

Left and Right arrows – select which tile to be taken out

4.3.2 Keys used when Chow/Kong

If more than one choice for you to select which set of tiles to be Chow/Kong, you can use **UP** and **DOWN** arrows to choose and press **SPACE** to confirm.

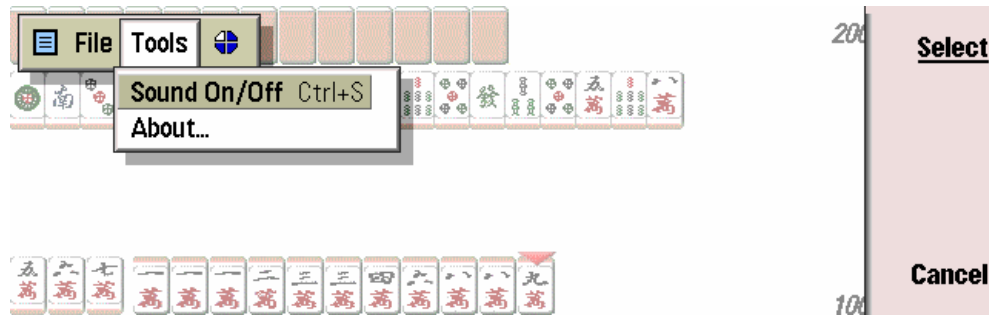


4.4 Minimum and Maximum Points

Minimum is 1 point and maximum 10 points, rules confirm to Cantonese Mah Jong style.

4.5 Sound On/Off during the game

Anytime you can press CTRL-S or choose in menu to enable/disable sound during play.



5 Contact, Support and Questions

General Information and latest update:

Visit website <http://m-internet.com>

Send email to info@m-internet.com

Support:

Send email to support@m-internet.com

Sales:

Send email to sales@m-internet.com

6 Copyright

NOKIA is a trademark of Nokia Corporation.

Nokia 9210/9290, 9200 series Communicator is product of Nokia Corporation.

Other products may be trademarks or registered trademarks of their respective manufacturers.